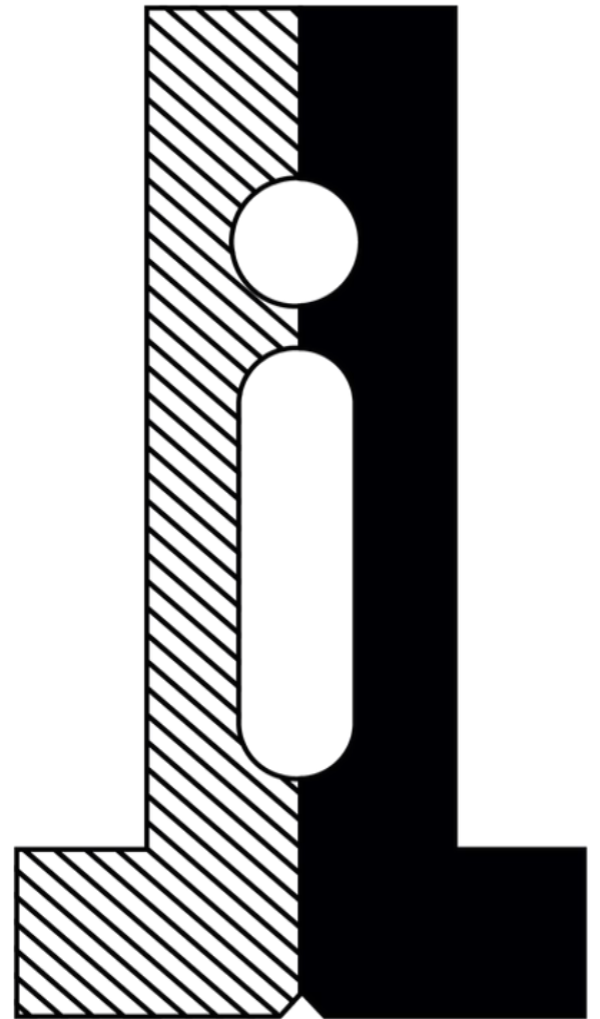




Institute of Health
Management Research

Institute of Health Management Research BANGALORE



319, near Thimma reddy layout, Electronic
City Phase 1, Hulimangala, Bengaluru,
Karnataka 560105
www.iihmrbangalore.edu.in



Institute of Health
Management Research

3.1

Total expenditure excluding salary year wise during the last five years (INR in lakhs)

319, near Thimma reddy layout, Electronic City
Phase 1, Hulimangala, Bengaluru, Karnataka 560105

www.iihmrbangalore.edu.in

INSTITUTE OF HEALTH MANAGEMENT RESEARCH

319, Near Thimmareddy Layout
 Hulimangala Post, Electronic City
 Phase 1, Bangalore - 560 105
 Ph: 080 - 61133800
 Email: Info@iihmbangalore.edu.in
 Website: www.iihmbangalore.edu.in
 Toll Free No. 1800-572-2728
 GST No.: 29AAAT105171ZQ

**3.1**

NAAC 2024/DVV/1/-2.2

Date: 2/09/2024

Criteria	Extended Profile
Metric	Total expenditure excluding salary year wise during the last five years (INR in lakhs)
DVV Clarifications	<ul style="list-style-type: none"> • Audited Statement of Income and Expenditure duly certified by the Principal and Chartered Accountant in case of privately funded institutions highlighting the salary component. • Also provide a statement showing the total expenditure excluding the salary component, depreciation and excess of income over expenditure for each of the years certified by the Principal and Chartered Accountant
Documents As per SoP	<p>1) Abstract showing the total expenditure excluding the salary component, depreciation and excess of income over expenditure for each of the years certified by the Accounts & Finance Manager, Director and Chartered Accountant (C.A.) attached (Appendix-I)</p> <p>2) Audited Statement of Income and Expenditure duly certified by the Accounts & Finance Manager, Director and Chartered Accountant highlighting the salary component attached (Appendix-II)</p>
Document Link :	https://iihmbangalore.edu.in/naac/



IQAC Coordinator



Director



Appendix – I

Abstract showing the total expenditure excluding the salary component, depreciation and excess of income over expenditure for the last five years

INSTITUTE OF HEALTH MANAGEMENT RESEARCH

319, Near Thimmareddy Layout
Hullimangala Post, Electronic City
Phase 1, Bangalore - 560 105
Ph: 080 - 61133800
Email: info@iihmbangalore.edu.in
Website: www.iihmbangalore.edu.in
Toll Free No. 1800-572-2728
GST No: 29AAAT10517J1ZQ



**Abstract of Budget for Purchase of Infrastructure Augmentation
for the year 2018-19**

	Account Head	As per Audit Report (Amount in Rs.)	
Infrastructure Augmentation			
a	Computer & Printers	1,72,746.00	
b	Computer Software Renewals	1,28,651.00	
c	Furniture & Fixtures	10,800.00	
d	Office Equipment & Auxiliaries	7,24,976.00	
e	Building Expenses	17,27,790.00	
		Total	27,64,963.00

	Account Head	As per Audit Report
A)	Total Expenses	3,16,59,660.00
B)	Salary Expenses / Depreciation	1,80,76,972.00
C)	Non-Salary Expenses (Excluding Above Exp.) C = A - B	1,35,82,688.00

[Signature]

Manager-A & F

[Signature]
IOAC Coordinator
NANCMR Institute of Health
BANGALORE Management Research

For Institute of Health Management Research, Bangalore

[Signature]

Director
Director

For LOKESHA. J & CO,
CHARTERED ACCOUNTANTS
Firm Reg No: 025689S

[Signature]
LOKESHA. J
Proprietor, Mem.No:268283

INSTITUTE OF HEALTH MANAGEMENT RESEARCH

319, Near Thimmareddy Layout
 Hulinangala Post, Electronic City
 Phase 1, Bangalore - 560 105
 Ph: 080 - 61133800
 Email: Info@iihmrbangalore.edu.in
 Website: www.iihmrbangalore.edu.in
 Toll Free No. 1800-572-2728
 GST No.: 29AAAT1051711ZQ



Abstract of Budget for Purchase of Infrastructure Augmentation for the year 2019-20

	Account Head	As per Audit Report (Amount in Rs.)	
Infrastructure Augmentation			
a	Computer & Printers	7,13,248.00	
b	Computer Software Renewals	1,86,147.00	
c	Furniture & Fixtures	1,26,394.00	
d	Office Equipment & Auxiliaries	9,08,756.00	
e	Building Expenses	4,43,049.00	
		Total	23,77,594.00

	Account Head	As per Audit Report
A)	Total Expenses	3,98,95,969.00
B)	Salary Expenses / Depreciation	2,23,59,881.00
C)	Non-Salary Expenses (Excluding Above Exp.) C = A - B	1,75,36,088.00

PS Laksh
Manager-A & F

PS Laksh
IQAC Coordinator
NAAC Coordinator
 BANGALORE

For Institute of Health Management Research, Bangal
Alsha Marysath
Director
 Director

For **LOKESHA. J & CO,**
CHARTERED ACCOUNTANTS
 Firm Reg No: 025689S
Jairam Laksh
LOKESHA. J
 Proprietor, Mem.No:268283

INSTITUTE OF HEALTH MANAGEMENT RESEARCH

319, Near Thimmareddy Layout
Hulimangala Post, Electronic City
Phase 1, Bangalore - 560 105
Ph: 080 - 61133800
Email: info@ihmrbangalore.edu.in
Website: www.ihmrbangalore.edu.in
Toll Free No. 1800-572-2728
GST No.: 29AAAT105171ZQ



**Abstract of Budget for Purchase of Infrastructure Augmentation
for the year 2020-21**

Account Head		As per Audit Report (Amount in Rs.)	
Infrastructure Augmentation			
a	Computer & Printers	9,14,660.00	
b	Computer Software Renewals	7,99,789.00	
c	Furniture & Fixtures	12,80,420.00	
d	Office Equipment & Auxiliaries	20,57,957.00	
e	Building & Building Expenses	31,02,608.00	
		Total	81,55,434.00

Account Head		As per Audit Report
A)	Total Expenses	4,68,37,144.00
B)	Salary Expenses / Depreciation	2,83,88,938.00
C)	Non-Salary Expenses (Excluding Above Exp.) C = A - B	1,84,48,208.00

[Signature]
Manager-A & F

[Signature]
IAC Coordinator
IAC Coordinator
Institute of Health
Management Research
BANGALORE

For Institute of Health Management Research, Bangalore
[Signature]
Director
Director

For **LOKESHA. J & CO,**
CHARTERED ACCOUNTANTS
Firm Reg No: 025689S
[Signature]
LOKESHA. J
Proprietor, Mem.No:268283

INSTITUTE OF HEALTH MANAGEMENT RESEARCH


319, Near Thimmareddy Layout
Hulimangala Post, Electronic City
Phase 1, Bangalore - 560 105
Ph: 080 - 61133800
Email: info@iihmbangalore.edu.in
Website: www.iihmbangalore.edu.in
Toll Free No: 1800-572-2728
GST No.: 29AAAT0517J1Z0



Abstract of Budget for Purchase of Infrastructure Augmentation for the year 2021-22

	Account Head	As per Audit Report (Amount in Rs.)	
Infrastructure Augmentation			
a	Computer & Printers	10,19,331.00	
b	Computer Software Expenses	7,48,809.00	
c	Furniture & Fixtures	0.00	
d	Office Equipment & Auxiliaries	2,30,980.00	
e	Building Expenses	15,25,786.00	
		Total	35,24,906.00

	Account Head	As per Audit Report
A)	Total Expenses	6,73,22,664.00
B)	Salary Expenses / Depreciation	4,05,35,894.00
C)	Non-Salary Expenses (Excluding Above Exp.) C = A - B	2,67,86,770.00


Manager-A & F


NAAC Coordinator
BANGALORE Health Management Research

For Institute of Health Management Research, Bangalore


Director

Director

For LOKESHA. J & CO,
CHARTERED ACCOUNTANTS
Firm Reg No: 025689S


LOKESHA. J
Proprietor, Mem.No:268283

INSTITUTE OF HEALTH MANAGEMENT RESEARCH

319, Near Thimmareddy Layout
Hulimangala Post, Electronic City
Phase 1, Bangalore - 560 105
Ph: 080 - 61133800
Email: info@iihmrbangalore.edu.in
Website: www.iihmrbangalore.edu.in
Toll Free No. 1800-572-2728
GST No.: 29AAAT105171120

**Abstract of Budget for Purchase of Infrastructure Augmentation
for the year 2022-23**

	Account Head	As per Audit Report (Amount in Rs.)	
Infrastructure Augmentation			
a	Computer & Printers	9,23,385.00	
b	Computer Software Renewals	8,12,965.00	
c	Furniture & Fixtures	10,22,882.00	
d	Office Equipment & Auxiliaries & Hiring Charges	22,24,941.00	
e	Building Expenses	2,48,04,219.00	
		Total	2,97,88,392.00

	Account Head	As per Audit Report
A)	Total Expenses	9,45,61,541.00
B)	Salary Expenses / Depreciation	5,08,44,451.00
C)	Non-Salary Expenses (Excluding Above Exp.) C = A - B	4,37,17,090.00


Manager-A & F


NAAC Coordinator
INSTITUTE OF HEALTH MANAGEMENT RESEARCH
BANGALORE

For Institute of Health Management Research, Bangalore


Director

Director

For LOKESHA. J & CO,
CHARTERED ACCOUNTANTS
Firm Reg No: 025689S


LOKESHA. J
Proprietor, Mem.No:268283

Appendix – II

Audit Reports for the last 5 years

FY 2018 - 19



Hariprasad & Co.,
CHARTERED ACCOUNTANTS


Trust Complex, 1st Floor, # 10, Dr. D.V.G. Road
Basavanagudi, Bengaluru - 560 004.
Phone : 080 - 29529872
E-mail : cahariprasadm@gmail.com

TO WHOMSOEVER IT MAY CONCERN

It is hereby certified that the attached Balance sheet as on 31 March, 2019 and the Income And Expenditure Account for the year ended on that date, of Scientific Research and Education & Training Activities, of Institute of Health Management Research, Bangalore (a Unit of Indian Institute of Health Management Research, Jaipur) is a true and fair Compilation from the books of accounts and is in agreement with the books of accounts Maintained by the said Institute. We have checked the compilation from books accounts Maintained by the said Institute and the same was found correct

FOR M/S HARIPRASAD & Co.,
Firm Reg. No. 001072S
Chartered Accountants

(CA M V HARI PRASAD)
PROPRIETOR
M. No. 023524



Place: Bangalore
Date: 30/05/2019

For Institute of Health Management Research, Bangalore

Ashamajirath

Director

INSTITUTE OF HEALTH MANAGEMENT RESEARCH, BANGALORE
BALANCE SHEET AS AT 31st March 2019
 (For Scientific Research and Educational Courses and Programmes at Bangalore)

FIGURES AS AT 31.03.2018	LIABILITIES	FIGURES AS AT 31.03.2019	FIGURES AS AT 31.03.2018	ASSETS	FIGURES AS AT 31.03.2019
17,35,68,291	<u>INTER UNIT A/c</u> IHMR, Jaipur Office	17,16,31,842	8,63,03,842	<u>FIXED ASSETS</u> (As per Schedule 'A')	8,41,01,791
19,68,572	<u>CURRENT LIABILITIES & PROVISIONS</u>	17,16,31,842	42,497	<u>CURRENT ASSETS</u>	28,716
14,72,501	(A) <u>Current Liabilities:</u>	7,58,894	21,724	Cash in hand	15,611
6,30,000	Sundry Creditors	39,27,078	1,82,841	Cash at Bank (Saving A/c)	7,76,393
18,73,708	Balances against Research Projects/Educational Courses and Programmes	6,40,000	16,80,604	Fixed Deposits with Banks	5,00,000
9,61,775	Security Deposits	38,46,096	9,75,437	Interest accrued on Fixed deposits	17,072
4,58,115	Others	91,72,068		<u>LOANS & ADVANCES</u>	
	(B) <u>Provisions:</u>	11,85,317	10,01,442	(Advance recoverable in cash or in kind or for value to be received)	
	For Gratuity & Earned Leaves	4,78,548	9,19,479	Recoverable from Research Projects/Educational Courses and Programmes	6,25,521
	For Building Tax		2,71,985	Others	7,90,093
				<u>DEPOSITS</u>	
				With Govt. Deptt./Others	17,78,455
				<u>INCOME & EXPENDITURE ACCOUNT</u>	
				Balance (Dr.) As per Income & Expenditure a/c Brought Forward	8,95,33,111
				Balance (Dr.) As per Income & Expenditure a/c annexed Current Period	43,01,012
18,09,32,962	TOTAL	18,24,67,775	18,09,32,962	TOTAL	18,24,67,775

18,09,32,962

18,24,67,775

AUDITOR'S REPORT

In terms of our report of even date

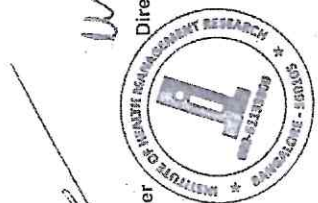
For M/s Hariprasad & Co

For Institute of Health Management Research, Bangalore

For Institute of Health Management Research, Bangalore



Usha Manjunath
 Director



[Signature]
 Accounts Manager

PLACE: Bangalore
 DATED: 30.05.2019

Director

Usha Manjunath

INSTITUTE OF HEALTH MANAGEMENT RESEARCH, BANGALORE
Income & Expenditure Account for the Period ended 31st March 2019
 (For Scientific Research and Educational Courses and Programmes at Bangalore)

FIGURES FOR THE PREVIOUS PERIOD	EXPENDITURE	FIGURES FOR THE CURRENT PERIOD	FIGURES FOR THE PREVIOUS PERIOD	INCOME	FIGURES FOR THE CURRENT PERIOD
1,24,63,235	Salary & Allowances	1,46,01,357			
-	Payment to Visiting Faculties				
11,50,599	- Honorarium	12,03,210	38,43,387	Scientific Research Projects	30,05,611
3,25,806	- Travelling	2,81,864	2,16,87,401	Educational Courses and Programmes	2,48,56,514
9,25,387	Seminar, Conference & Workshops	14,85,074		Interest	
22,41,580	Travelling & Conveyance	15,25,693	1,85,816	- From banks	31,585
1,84,017	Governing Board Meetings	15,24,899	17,293	- From others	10,542
18,40,000	Scholarship Granted to Students	1,92,052			
1,08,325	Books and Journals	6,29,000	10,22,256	Miscellaneous Income	15,04,240
9,68,891	Printing & Stationery	2,09,407		Receipts towards training activities	3,05,391
1,73,936	Faculty and Staff Recruitment	10,78,170		Surplus on write off/sale of Fixed Assets	
	Project Office Rent	26,291	52,48,080	Excess of Expenditure over Income during	43,01,012
	Project Office Rent	9,000			
21,16,501	Office Maintenance	18,57,977			
9,26,062	Electricity and Water	10,20,413			
9,00,937	Communication	7,59,058			
4,47,773	Repair and Renovations	6,38,993			
	Payment to Auditors				
50,000	- As Audit Fee	55,000			
91,371	Computer Software Renewal	1,28,651			
2,46,982	Computer and Dress to Students	1,32,070			
2,81,109	Advertisement Expenses	26,90,753			
75,016	Miscellaneous Expenses	80,707			
7,90,000	Academic Courses Affiliation Fees	2,51,062			
	Finance Charges				
2,422	- Bank Charges	6,062			
8,341	Excess provisions income written off	9,66,464			
	Baddebt/Debit Balance Written off	6,21,227			
6,85,943	Depreciation	34,75,615			
32,04,233	Total	3,40,14,995	3,20,04,233	Total	3,40,14,995

For Institute of Health Management Research, Bangalore

Usha Manjirath

Director

PLACE: Bangalore
 DATED: 30.05.2019

For Institute of Health Management Research, Bangalore

Usha Manjirath
 Accounts Manager



AUDITOR'S REPORT

In terms of our report of even date

For M/S. Hariprasad & Co



INSTITUTE OF HEALTH MANAGEMENT RESEARCH, BANGALORE
Annexure 'A'
INSTITUTE OF HEALTH MANAGEMENT RESEARCH, BANGALORE
CONSOLIDATED FOR RESEARCH & EDUCATIONAL ACTIVITIES

SL.NO.	PARTICULARS	Rate of Dep.	GROSS - BLOCK					DEPRECIATION				NET BLOCK				
			Cost As at 31.03.2018	Additions during the year	Transf or (Inter-Unit)	Deductions during the year	Total cost as at 31.03.2019	Provided upto 31.03.18	For the period	Provision Transfer Form Jaipur	Adjustments / Deductions	Total As at 31.03.2019	As at 31.03.2019	As at 31.03.18		
	(A) completed assets															
1	Land	0	2,11,63,072	-	-	-	-	2,11,63,072	-	-	-	-	-	-	2,11,63,072	2,11,63,072
2	Building	4.87%	9,22,15,192	TA 9,67,000	TA 9,11,82,192	TA 9,11,82,192	-	9,31,82,192	2,85,75,216	31,06,028	31,06,028	-	-	3,16,81,244	6,15,00,948	6,36,39,976
3	Furniture and Fixtures	25.89%	36,67,291	TA 10,800	TA 36,78,091	TA 36,78,091	-	36,78,091	32,61,152	1,07,287	1,07,287	-	-	33,68,439	3,09,652	4,06,139
4	Office Equipments	18.10%	23,99,306	TA 1,43,963	TA 25,43,869	TA 25,43,869	-	25,43,869	15,21,951	1,80,712	1,80,712	-	-	17,02,663	8,41,206	8,77,955
5	Computers & Printers	63.16%	25,80,872	TA 1,51,800	TA 27,32,672	TA 27,32,672	-	27,32,672	25,28,054	51,925	51,925	-	-	25,79,979	1,52,693	52,817
6	Plant & Machinery	18.10%	7,30,792	-	7,30,792	-	7,30,792	5,66,909	29,663	29,663	29,663	-	-	5,06,572	1,34,220	1,63,883
	(B) Capital work in progress															
1	Advance Against Capital Work	0	-	-	-	-	-	-	-	-	-	-	-	-	-	-
	Total		12,27,57,125	12,73,563	12,40,30,688	3,64,53,282	34,75,615	3,99,28,897	8,41,01,791	8,63,03,842						

For Institute of Health Management Research, Bangalore

Usha Manjirath
 Director

PLACE Bangalore
 DATED 30.06.2019

AUDITOR'S REPORT
 In terms of our report of even date
 For M/s Hariprasad & Co



CA M.V. HARIPRASAD
 Membership No 23524

For Institute of Health Management Research, Bangalore

Usha Manjirath
 Accounts Manager
 Director



FY 2019 - 20




Hariprasad & Co.,
CHARTERED ACCOUNTANTS

Trust Complex, 1st Floor, # 10, Dr. D.V.G. Road
Basavanagudi, Bengaluru - 560 004
Phone : 080 - 29529872
E-mail : cahariprasadm@gmail.com

TO WHOMSOEVER IT MAY CONCERN

It is hereby certified that the attached Balance sheet as on 31 March, 2020 and the Income And Expenditure Account for the year ended on that date, of Scientific Research and Education & Training Activities, of Institute of Health Management Research, Bangalore (a Unit of Indian Institute of Health Management Research, Jaipur) is a true and fair Compilation from the books of accounts and is in agreement with the books of accounts Maintained by the said Institute. We have checked the compilation from books accounts Maintained by the said Institute and the same was found correct


FOR M/S HARI PRASAD & Co.,
Firm Reg. No. 001072S
Chartered Accountants


(CA M V HARI PRASAD)
PROPRIETOR
M. No. 023524



Place: Bangalore
Date: 22/05/2020

For Institute of Health Management Research, Bangalore



Director

INSTITUTE OF HEALTH MANAGEMENT RESEARCH, BANGALORE
BALANCE SHEET AS AT MARCH 2020
 (For Scientific Research and Educational Courses and Programmes at Bangalore)

AMOUNT AS AT 31.03.2019	AMOUNT AS AT 31.03.2020	AMOUNT AS AT 31.03.2019	AMOUNT AS AT 31.03.2020
17,16,21,842	16,66,89,995	8,41,01,791	8,16,94,103
LIABILITIES		ASSETS	
<u>INTER UNIT A/C</u>		<u>FIXED ASSETS</u>	
IHMR, Jaipur Office		(As per Schedule 'A')	
		<u>CURRENT ASSETS</u>	
		<u>CASH & BANK BALANCES</u>	
		Cash in hand	37,134
		Cash at Bank (Saving A/c)	61,429
		Cash at Bank (Current A/c)	28,14,403
		Fixed Deposits with Banks	5,00,000
		Interest accrued on Fixed deposits	52,675
			34,65,640
		<u>LOANS & ADVANCES</u>	
		(Advance recoverable in cash or in kind or for value to be received)	
		Recoverable from Research Projects/Educational Courses and Programmes	29,02,543
		Others	22,75,786
		<u>DEPOSITS</u>	
		With Govt. Deptt./Others	2,36,065
		<u>INTER UNIT A/C</u>	
		IHMR, Kolkata Office	
		<u>INCOME & EXPENDITURE ACCOUNT</u>	
		Balance	8,98,46,750
		TOTAL	18,04,70,893

AUDITOR'S REPORT
 In terms of our report of even date

For M/s Hariprasad & Co
 CA M.V. HARIPRASAD
 Membership No 23524
 Internal Auditor

For Institute of Health Management Research, Bangalore

Director

Accounts Manager



Bangalore
 22nd May 2020

For Institute of Health Management Research, Banga

Alshamayyaiah

Director

INSTITUTE OF HEALTH MANAGEMENT RESEARCH, BANGALORE
Income & Expenditure Account for the Period ended March 2020
 (For Scientific Research and Educational Courses and Programmes at Bangalore)

EXPENDITURE	AMOUNT		INCOME		AMOUNT AS ON 31-03-20
	AS ON 31-03-19	AS ON 31-03-20	AS ON 31-03-19	AS ON 31-03-20	
1,46,01,357	1,86,39,298				
12,03,210	22,54,585			1,13,99,427	
2,81,864	2,32,815			3,03,68,281	4,17,67,708
15,25,693					
15,24,899					
1,92,052					
6,29,000					
2,09,407					
10,78,170					
26,291					
18,57,977					
10,20,413					
7,59,058					
6,38,993					
55,000					
1,28,651					
1,82,070					
26,90,753					
80,707					
2,51,052					
6,062					
9,66,464					
6,21,227					
34,75,615					
Total	4,46,47,504	3,40,14,995	Total	4,46,47,504	

Receipts towards:
 Scientific Research Projects
 Educational Courses and Programmes
Interest
 - From banks
 - From others
 Miscellaneous Income
 Receipts towards training activities
 Excess of Expenditure over Income during

AUDITOR'S REPORT
 In terms of our report of even date

For M/s Hariprasad & Co
 Chartered Accountants
 Bangalore
 CA M.V. HARIPRASAD
 Membership No 23524

For Institute of Health Management Research, Bangalore

Alsha manginath
 Director

[Signature]
 Accounts Manager



Bangalore
 22nd May 2020

For Institute of Health Management Research, Bangalore

Alsha manginath
 Director

Director

INSTITUTE OF HEALTH MANAGEMENT RESEARCH, BANGALORE

Annexure 'A'

OF FIXED ASSETS AS AT 31.03.2020

CONSOLIDATED FOR RESEARCH & EDUCATIONAL ACTIVITIES

Sl.NO	PARTICULARS	Rate of Dep.	GROSS - BLOCK				DEPRECIATION			NET BLOCK			
			Cost As at 31.03.2019	Additions during the year	Transfer (Inter-Unit)	Deductions during the year	Total cost as at 31.03.2020	Provided upto 31.03.19	For the period	Provision Transfer Form	Total As at 31.03.2020	As at 31.03.2020	As at 31.03.19
(A)	Completed assets		2,11,63,072	-	-	-	2,11,63,072	-	-	-	2,11,63,072	2,11,63,072	-
1	Land	-	9,31,82,192	-	-	-	9,31,82,192	29,93,006	-	-	9,01,89,186	9,01,89,186	-
2	Building	4.87%	35,74,491	3,28,354	6.17	-	36,02,845	1,03,304	-	-	34,99,541	34,99,541	-
3	Furniture and Fixtures	25.89%	25,41,892	1,11,491	1.12	-	26,53,383	1,74,135	-	-	24,79,248	24,79,248	-
4	Office Equipments	18.10%	27,21,072	2,24,919	1.12	-	29,45,991	3,37,582	-	-	26,08,409	26,08,409	-
5	Computers & Printers	43.16%	7,30,792	-	-	-	7,30,792	3,96,571	-	-	3,34,221	3,34,221	-
6	Plant & Machinery	18.10%	-	-	-	-	-	-	-	-	-	-	-
(B)	Capital work in progress	-	-	-	-	-	-	-	-	-	-	-	-
1	Advance Against Capital Work	-	-	-	-	-	-	-	-	-	-	-	-
	Total		12,40,30,686	11,12,903			12,51,43,591	3,92,25,897	35,20,888		9,16,94,109	9,16,94,109	6,41,01,791



For Institute of Health Management Research

[Handwritten Signature]

Alsha mayyaiah



For Institute of Health Management Research, Bangalore

Alsha mayyaiah

Director

FY 2020 - 21




Hariprasad & Co.,
CHARTERED ACCOUNTANTS


Trust Complex, 1st Floor, # 10, Dr. D.V.G. Road
Basavanagudi, Bengaluru - 560 004.
Phone : 080 - 29629872
E-mail : cahariprasadm@gmail.com

TO WHOMSOEVER IT MAY CONCERN

It is hereby certified that the attached Balance sheet as on 31 March, 2021 and the Income And Expenditure Account for the year ended on that date, of Scientific Research and Education & Training Activities, of Institute of Health Management Research, Bangalore (a Unit of Indian Institute of Health Management Research, Jaipur) is a true and fair Compilation from the books of accounts and is in agreement with the books of accounts Maintained by the said Institute. We have checked the compilation from books accounts Maintained by the said Institute and the same was found correct

FOR M/S HARIPRASAD & Co.,
Firm Reg. No. 001072S
Chartered Accountants


(CA M V HARI PRASAD)
PROPRIETOR
M. No. 023524



Place: Bangalore
Date: 05/07/2021

For Institute of Health Management Research, Bangalore

Asha Maryinath

Director

INSTITUTE OF HEALTH MANAGEMENT RESEARCH, BANGALORE
(A unit of Indian Institute of Health Management Research, Jaipur)
BALANCE SHEET AS AT 31st MARCH 2021
(For Scientific Research and Educational Courses and Programmes at Bangalore)

FIGURES AS AT 31.03.2020	LIABILITIES	FIGURES AS AT 31.03.2021	FIGURES AS AT 31.03.2020	ASSETS	FIGURES AS AT 31.03.2021
16,66,89,995	INTER UNIT A/c IHMR, Jaipur Office	15,69,51,859	8,16,94,109	FIXED ASSETS (As per Schedule 'A')	8,11,52,754
8,35,469	CURRENT LIABILITIES & PROVISIONS (A) Current Liabilities: Sundry Creditors	25,61,940	37,133	CURRENT ASSETS	11,912
35,36,730	Balances against Research Projects/Educational Courses and Programmes	10,91,281	61,429	Cash in hand	63,325
5,62,274	Security Deposits	10,47,274	28,14,403	Cash at Bank (Saving A/c)	25,93,440
73,67,066	Others	95,97,276	5,00,000	Cash at Bank (Current A/c)	5,00,000
14,79,359	(B) Provisions: For Gratuity & Earned Leaves	1,42,97,771	52,675	Fixed Deposits with Banks	32,54,725
				Interest accrued on Fixed deposits	85,048
			29,02,543	LOANS & ADVANCES	
			22,75,786	(Advance recoverable in cash or in kind or for value to be received) Recoverable from Research Projects/Educational Courses and Programmes	24,17,934
			2,86,065	Others	69,35,495
				DEPOSITS	
				With Govt. Deptt./Others	3,09,405
			8,98,46,750	INCOME & EXPENDITURE ACCOUNT	
				Balance as on 1.4.2020	8,98,46,750
				Less: Excess of Income over Expenditure	1,00,76,430
18,04,70,893	TOTAL	17,38,40,633	18,04,70,893	TOTAL	17,38,40,633


Notes: Figures of previous year have been re-grouped/re-arranged wherever deemed necessary

AUDITOR'S REPORT

In terms of our report of even date

For Institute of Health Management Research, Bangalore

For M/s Hariprasad & Co



[Signature]
Accounts Manager

[Signature]
Director

PLAHE: Bangalore
Date: 05.07.2021
UDIN: 21023524AAAAAN6745

CA M.V. HARIPRASAD
Membership No 23524
Internal Auditor

Asha Manjivathi
Director

INSTITUTE OF HEALTH MANAGEMENT RESEARCH, BANGALORE
(A unit of Indian Institute of Health Management Research, Jaipur)
Income & Expenditure Account for the Period ended March 2021
(For Scientific Research and Educational Courses and Programmes at Bangalore)

FIGURES FOR THE PREVIOUS PERIOD	EXPENDITURE	FIGURES FOR THE CURRENT PERIOD	FIGURES FOR THE PREVIOUS PERIOD	INCOME	FIGURES FOR THE CURRENT PERIOD
1,88,39,298	<u>Salary & Allowances</u>	2,46,94,142	1,15,99,427	<u>Receipts towards:</u>	
22,54,685	<u>Payment to Visiting Faculties</u>	11,98,000	3,03,68,281	Scientific Research Projects	43,09,325
2,32,815	- Honorarium	8,36,657	1,34,322	Educational Courses and Programmes	5,33,28,500
12,12,459	- Travelling	7,00,388	35,603	Receipts towards Training Activities	4,71,958
34,46,186	Seminar, Conference & Workshops	1,87,000	16,648	Interest	36,077
2,21,167	Travelling & Conveyance	44,65,000	26,93,223	- From banks	22,986
13,08,000	Governing Board Meetings	4,60,983		- From others	59,063
3,12,655	In-House Research, Donation & Scholarship	10,41,399		Miscellaneous Income	23,75,173
14,69,160	Books and Journals	1,48,575			
91,750	Printing & Stationery	24,02,022			
94,000	Faculty and Staff Recruitment	7,00,174			
21,17,605	Project Office Rent	6,90,863			
9,73,774	Office Maintenance	28,30,655			
7,27,440	Electricity and Water	50,457			
4,47,750	Communication	7,99,789			
	Repair and Renovations	1,73,050			
	Insurance	46,98,112			
38,194	Computer Software Expenses	2,97,848			
1,86,147	Uniform to Students	3,04,536			
3,22,157	Advertisement Expenses	5,044			
22,69,205	Miscellaneous Expenses	36,94,795			
1,79,205	Academic Courses Affiliation Fees	1,00,76,430			
2,00,027	<u>Finance Charges</u>				
5,704	- Bank Charges				
1,30,261	Baddebt/Debit Balance Written off				
35,20,583	<u>Depreciation</u>				
39,87,376	<u>Excess of Income Over Expenditure during the</u>				
	Period carried down	6,05,44,019	4,46,47,504	Total	6,05,44,019
46,47,504	Total				

For Institute of Health Management Research, Bangalore

Usha Manjivalli
Director

Note: 1: Figures of previous year have been re-grouped /re-arranged wherever deemed necessary

AUDITOR'S REPORT

In terms of our report of even date



For Institute of Health Management Research, Bangalore

[Signature]
Accounts Manager

[Signature]
Director

For M/s Hari Prasad & Co



CA M.V. HARIPRASAD
Membership No 23524
Internal Auditor

PLACE: Bangalore
Date: 05.07.2021
UDIN: 21023524AAAAAN6745

SL.NO	PARTICULARS	GROSS - BLOCK						DEPRECIATION			NET BLOCK		
		Rate of Dep.	Cost As at 31.03.2020	Additions during the year	Transfer (Inter-Unit)	Deductions during the year	Total cost as at 31.03.2021	Provided upto 31.03.20	For the period	Provision Transfer Form Gajpur	Adjustments / Deductions	Total As at 31.03.2021	As at 31.03.20
A) completed assets													
1	Land	0	3,11,63,072	-	-	-	-	-	-	-	-	2,11,63,072	2,11,63,072
2	Building	4.87%	9,31,82,192	5A 12,30,430	-	-	3,46,76,341	28,49,333	1,02,196	-	3,75,25,376	5,38,05,831	3,30,743
3	Furniture and Fixtures	25.89%	38,04,483	5A 14,73,154	-	-	50,84,995	38,73,742	1,02,196	-	38,75,937	15,08,988	10,78,663
4	Office Equipments	18.10%	29,53,300	5A 14,73,154	-	-	44,26,614	18,76,747	2,10,863	-	20,53,649	21,33,973	5,95,853
5	Computers & Printers	63.16%	33,07,591	5A 3,99,200	-	-	30,10,227	28,01,738	3,08,168	-	36,11,559	3,99,095	1,69,927
6	Plant & Machinery	18.10%	7,30,792	5A 3,99,200	-	-	7,30,792	6,20,863	19,897	-	6,40,762	90,030	-
(B) Capital work in progress													
1	Advance Against Capital Work	0	-	-	-	-	-	-	-	-	-	-	-
Total			12,51,43,891	31,53,410	3,03,168	12,86,00,199	4,34,49,482	36,94,793	3,03,168	-	4,74,17,445	8,11,52,754	8,16,94,109



(Signature)

Alsha Mary Math

For Institute of Health Management Research, Bangalore
Alsha Mary Math
 Director

FY 2021 - 22

APT AND CO LLP

Chartered Accountants



Office : 701, Apex Tower, Near Apex Mall, Lal Kothi, Main Tonk Road, Jaipur-302015

Tel: 0141-4004445, +91-9414043846, +91-9799296095 Email: ca.anoopgoyal007@gmail.com


TO WHOMSOEVER IT MAY CONCERN

It is hereby certified that the attached Balance sheet as on 31 March, 2022 and the Income and Expenditure Account for the year ended on that date, of Scientific Research and Education & Training Activities, of Institute of Health Management Research, Bangalore (a Unit of Indian Institute of Health Management Research, Jaipur) is a true and fair compilation from the books of accounts and is in agreement with the books of accounts maintained by the said Institute. We have checked the compilation from books accounts maintained by the said Institute and the same was found correct

FOR ATP AND CO L.L.P

Firm Reg. No.014621C/N00088

Chartered Accountants



(CA Anoop Kumar Goyal)

M. No. 401032

Place: Bangalore

Date: 25/07/2022

For Institute of Health Management Research, Bangalore

Alsha Manjiveth

Director

INSTITUTE OF HEALTH MANAGEMENT RESEARCH, BANGALORE
 (A unit of Indian Institute of Health Management Research, Jaipur)
BALANCE SHEET AS ON 31st MARCH 2022
 (For Scientific Research and Educational Courses and Programmes at Bangalore)

FIGURES AS AT 31.03.2021	LIABILITIES	FIGURES AS AT 31.03.2022	FIGURES AS AT 31.03.2021	ASSETS	FIGURES AS AT 31.03.2022
25,61,990	Capital Grants-in-Aid Utilised	1,66,758	8,11,52,754	FIXED ASSETS (As per Schedule 'A')	7,31,29,678
10,91,281	Opening Balance		11,913	CURRENT ASSETS	
10,47,274	Capital Grant in Aid		63,325	CASH & BANK BALANCES	16,033
95,97,276			25,93,440	Cash in Hand	27,68,894
	CURRENT LIABILITIES & PROVISIONS			Cash at Bank (Saving A/c)	1,70,851
	(A) Current Liabilities:	19,02,501		Cash at Bank (Current A/c)	29,55,777
	Sundry Creditors	25,50,988	24,17,936	LOANS & ADVANCES	
	Balances against Research Project/Educational	15,63,274	69,35,495	(Advance recoverable in cash or in kind or in value to be received)	
	Security Deposits	76,59,157		Recoverable of Research & Educational activities	8,57,408
	Others	1,36,75,220		Others	32,86,080
	(B) Provisions:				41,43,488
25,91,003	For Gratuity & Earned Leaves	32,91,825		DEPOSITS	
			3,03,405	With Govt. Deptt./Others	4,49,405
			5,00,000	Fixed Deposits with Banks	1,57,86,048
15,69,51,859	INTERIM T/A/c	14,64,17,329	86,043	Interest accrued on fixed deposits	57,210
	BMR, Jaipur Office			INCOME & EXPENDITURE ACCOUNT	
			7,97,70,319	Opening balance	7,97,70,319
				Less: Excess of Income over Expenditure	1,77,40,094
	TOTAL	16,35,51,862	17,38,40,633	TOTAL	15,35,51,862

Note 1 : Figures of previous year have been re-grouped /re-arranged wherever deemed necessary

For Institute of Health Management Research, Bangalore

Usha Manjunath
 Dr. Usha Manjunath
 (Director)



Director

Usha Manjunath
 Institute of Health Management Research (Bangalore)

Checked and Found Correct as per Books of Accounts
 For APT & C.O.L.P.

Chartered Accountants
 FRN NO. 0146217/NS00088
 C.A. Anoop Kumar Gupta
 (Partner)
 M. No. 401632

Place: Bangalore
 Date: 23/07/2022

INSTITUTE OF HEALTH MANAGEMENT RESEARCH, BANGALORE
(A unit of Indian Institute of Health Management Research, Jaipur)
Income & Expenditure Account for the Period ended March 2022
(For Scientific Research and Educational Courses and Programmes at Bangalore)

FIGURES FOR THE PREVIOUS PERIOD	EXPENDITURE	FIGURES FOR THE CURRENT PERIOD	FIGURES FOR THE PREVIOUS PERIOD	INCOME	FIGURES FOR THE CURRENT PERIOD
2,45,94,141	Salary & Allowances	3,64,43,768		Receipts towards	1,68,82,142
11,98,000	Payment to Visiting Faculties	29,08,978	43,09,325	Scientific Research Projects	6,85,53,639
8,36,657	- Honorarium	4,15,359	5,33,28,500	Educational Courses and Programmes	36,51,031
7,00,388	- Travelling		4,71,958	Receipts towards Training Activities	1,81,915
1,87,000	Seminar, Conference & Workshops		36,077	Interest	13,302
44,05,000	Travelling & Conveyance		22,986	- From banks	
4,60,983	Governing Board Meetings		23,75,173	- From others	12,74,888
10,47,199	In-House Research, Donation & Scholarship			Miscellaneous Income	
1,48,175	Books and Journals				
87,500	Printing & Stationery				
22,16,455	Faculty and Staff Recruitment				
7,00,174	Project Office Rent				
6,90,863	Office Maintenance				
26,02,178	Electricity and Water				
3,64,677	Communication				
99,324	Repair and Renovations				
7,99,783	Rent(Rent Rate and Tax)				
1,73,030	Insurance				
46,93,112	Computer Software Expenses				
2,97,848	Uniform to Students				
3,04,536	Advertisement Expenses				
5,644	Miscellaneous Expenses				
	Academic Courses Affiliation Fees				
	Finance Charges				
	- Bank Charges				
	Baddebt/Debit Balance Written off				
	Depreciation				
36,94,795	Excess of Income Over Expenditure during the				
1,00,76,431	Period carried down				
6,05,44,919	Total	9,05,54,917	6,05,44,019	Total	9,05,54,917

For Institute of Health Management Research, Bangalore

Aisha Manjunath

Director

Note 1 : Figures of previous year have been re-grouped / re-arranged wherever deemed necessary

For Institute of Health Management Research, Bangalore

Aisha Manjunath
Dr. Aisha Manjunath
(Director)

(Checked and Found Correct as per Books of Accounts
For APT & CO LLP
Chartered Accountants
FERN NO. 011621GN/00038
CA Anoop Kumar Goyal
(Partner)
M. No. 401032



INSTITUTE OF HEALTH MANAGEMENT RESEARCH, BANGALORE
Annexure 'A'
OF FIXED ASSETS AS 31.03.2022
CONSOLIDATED FOR RESEARCH & EDUCATIONAL ACTIVITIES

Sl. No.	PART/COLUMNS	Rate of Dep.	Cost As at 1.04.2021	Additions during the year	Transfer (less) (less)	Deductions during the year	Total cost as at 31.03.2022	Provided upto 31.03.22	For the period	Adjustments / Deductions	NET BLOCK	
											As at 31.03.2022	As at 31.03.21
PHYSICAL BLOCK												
(A)	Completed assets		2,11,63,072				2,11,63,072					2,11,63,072
1	Land	0	9,31,82,197				9,31,82,197	3,79,26,376	27,19,077			5,29,66,139
2	Building	4.87%	50,88,931				50,88,931	39,75,937	5,93,672			11,19,279
3	Furniture and fixtures	7.50%	41,28,614				41,28,614	20,93,640	4,20,671			26,14,333
4	Office Equipments	16.16%	40,19,225	1A 1,05,011			41,24,236	38,11,529	5,45,022			1,02,862
5	Computers & Printers	63.16%	7,30,792	1A 8,38,768			15,69,560	6,40,762	16,235			73,735
6	Plant & Machinery	13.16%										
(B)	Capital work in progress						1,21,242					1,21,242
1	Advance Against Capital Work	0						4,74,32,444	49,82,175			7,81,21,693
	Total		17,55,09,289	10,09,149			12,95,61,268	4,74,32,444	49,82,175			5,19,38,570

For Institute of Health Management Research, Bangalore
Usha Manjunath



Usha Manjunath

FY 2022 - 23

APT AND CO LLP

Chartered Accountants



Office : 701, Apex Tower, Near Apex Mall, Lal Kothi, Main Tonk Road, Jaipur-302015

Tel:0141-4004445, +91-9414043846,+91-9799296095 Email: ca.anoopgoyal007@gmail.com

TO WHOMSOEVER IT MAY CONCERN

It is hereby certified that the attached Balance sheet as on 31 March, 2023 and the Income and Expenditure Account for the year ended on that date, of Scientific Research and Education & Training Activities, of Institute of Health Management Research, Bangalore (a Unit of Indian Institute of Health Management Research, Jaipur) is a true and fair compilation from the books of accounts and is in agreement with the books of accounts maintained by the said Institute. We have checked the compilation from books accounts maintained by the said Institute and the same was found correct

FOR ATP AND CO L.L.P

Firm Reg. No.014621C/N00088

Chartered Accountants



(CA Anoop Kumar Goyal)

M. No. 401032

Place: Bangalore

Date: 18/08/2023

For Institute of Health Management Research, Bangalore

Asha Mayjinali

Director

INSTITUTE OF HEALTH MANAGEMENT RESEARCH, BANGALORE
(A unit of Indian Institute of Health Management Research, Jaipur)
BALANCE SHEET AS ON 31st MARCH 2023
(For Scientific Research and Educational Courses and Programmes at Bangalore)

FIGURES AS AT 31.03.2022	LIABILITIES	FIGURES AS AT 31.03.2023	FIGURES AS AT 31.03.2022	ASSETS	FIGURES AS AT 31.03.2023
1,56,758	<u>Capital Grant-in-Aid Utilised</u> (Opening Balance) Capital Grant-in-Aid Utilised	1,66,758	7,81,29,678	<u>FIXED ASSETS</u> (As per Schedule 'A')	9,87,52,655
(6,20,30,255)	General Reserve Fund Balance B/F	25,50,000.00		<u>CURRENT ASSETS</u>	
	<u>INCOME & EXPENDITURE ACCOUNT</u> Balance (Cr.) as per Income & Expenditure a/c annexed	(5,14,95,121.52)		<u>CASH & BANK BALANCES</u>	
	<u>CURRENT LIABILITIES & PROVISIONS</u>			Cash in Hand	31,057
19,02,501	(A) <u>Current Liabilities:</u>		16,033	Cash at Bank (Saving A/c)	27,71,941
25,50,988	Sundry Creditors	23,30,553	1,70,851	Cash at Bank (Current A/c)	10,78,460
	Balances against Research Projects/Educational	7,23,441		<u>FIXED DEPOSITS WITH BANK</u>	
15,63,274	Security Deposits	20,49,168	4,49,405	Fixed Deposits with Banks	73,86,455
76,59,157	Others	1,57,14,833	1,57,86,048	Interest accrued on Fixed deposits	80,615
		2,08,17,995		<u>LOANS & ADVANCES</u>	
32,91,855	(B) <u>Provisions:</u>			(Advance recoverable in cash or in kind or for value to be received)	
	For Gratuity & Earned Leaves	31,75,203	8,57,408	Recoverable of Research & Educational activities	35,45,704
			32,86,080	Others	15,89,310
14,64,17,329	<u>INTER UNIT A/c</u> IHM/Jaipur Office	14,05,95,767	57,210	<u>DEPOSITS</u>	51,35,014
				With Govt. Deptt./Others	5,74,405
10,15,21,607	TOTAL	11,58,10,601	10,15,21,607	TOTAL	11,58,10,601

Note 1 : Figures of previous year have been re-grouped /re-arranged wherever deemed necessary

For Institute of Health Management Research, Bangalore



Usha Manjunath
Dr. Usha Manjunath
(Director)

Place: Bangalore
Date: 18/08/2023

Usha Manjunath
Director

Checked and Found Correct as per Books of Accounts
For APT & CO LLP
Chartered Accountants
FRN NO. 011621/CN/500088
CA Anoop Kumar Goyal
(Partner)
M. No. 101032

INSTITUTE OF HEALTH MANAGEMENT RESEARCH, BANGALORE
 (A unit of Indian Institute of Health Management Research, Jaipur)
Income & Expenditure Account for the Period ended 31st March 2023
 (For Scientific Research and Educational Courses and Programmes at Bangalore)

FIGURES FOR THE PREVIOUS PERIOD	EXPENDITURE	FIGURES FOR THE CURRENT PERIOD	FIGURES FOR THE PREVIOUS PERIOD	INCOME	FIGURES FOR THE CURRENT PERIOD
3,75,81,003	Salary & Allowances	4,69,51,589	1,68,82,142	Receipts towards	
29,08,978	Payment to Visiting Faculties - Honorarium	55,00,082	6,85,53,639	Scientific Research Projects	2,54,49,145
21,90,447	Seminar, Conference & Workshops	32,71,267	36,51,031	Educational Courses and Programmes	7,93,83,820
29,54,644	Travelling & Conveyance	63,06,428	1,81,915	Receipts towards Training Activities	21,48,383
85,000	Governing Board Meetings	1,05,000	11,303	Interest	7,51,682
43,82,000	Scholarship to Students	49,57,900	12,74,888	- From banks	9,298
10,38,033	Books and Journals	8,29,381		- From others	7,60,980
34,35,358	Printing & Stationery	51,77,460		Miscellaneous Income	9,86,843
1,74,399	Faculty and Staff Recruitment	58,614			
5,61,579	Office Maintenance	13,29,845			
7,47,530	Electricity and Water	10,15,527			
9,98,148	Communication	10,13,662			
6,51,254	Repair and Renovations	2,69,530			
5,35,720	Rent (Rate and Tax)	34,51,183			
1,49,066	Insurance	1,73,523			
7,48,809	Computer Software Expenses	8,12,965			
2,42,061	Uniform to Students	9,87,153			
86,55,141	Advertisement Expenses	83,31,875			
3,69,088	Miscellaneous Expenses	8,71,700			
2,88,265	Academic Courses Affiliation Fees	2,86,000			
26,204	Finance Charges	51,390			
-	- Bank Charges				
40,92,126	Baddebt/Debit Balance Written off				
1,77,40,064	Depreciation	38,92,762			
	Excess of Income Over Expenditure during the Year	1,30,85,133			
	Period carried down				
9,05,54,917	Total	10,87,29,170	9,05,54,917	Total	10,87,29,170

Note 1 : Figures of previous year have been re-grouped/re-arranged wherever deemed necessary

For Institute of Health Management Research, Bangalore

Checked and Found Correct as per Books of Accounts

For APT & OLLP

Chartered Accountants

FRN NO. 014621C/N/500043

C.A Anoop Kumar Goyal

(Partner)

M. No. 401032



(Signature)
 Nityanand Hegde
 (Manager Accounts)

(Signature)
 Dr. Usha Manjunath
 (Director)

Place: Bangalore
 Date : 18/08/2023

For Institute of Health Management Research, Bangalore

(Signature)

Director

INSTITUTE OF HEALTH MANAGEMENT RESEARCH, BANGALORE
ANNEXURE 'A'
OF FIXED ASSETS AS 31.03.2023
CONSOLIDATED FOR RESEARCH & EDUCATIONAL ACTIVITIES

S.NO	PARTICULARS	Rate of Dep.	GROSS - BLOCK				DEPRECIATION				NET BLOCK			
			Cost As at 01.04.2022	Additions during the year	Transfer (Inter-Unit)	Deductions during the year	Total cost as at 31.03.22	Provided upto 31.03.22	For the period	Provision Transfer Form Major	Adjustments / Deductions	Total As at 31.03.2023	As at 31.03.22	
(A)	completed assets													
1	Land	0	2,11,63,072	-	-	-	2,11,63,072	-	-	-	-	-	2,11,63,072	2,11,63,072
2	Building	4.87%	9,21,82,192	-	-	-	9,21,82,192	4,02,36,054	25,78,477	-	-	-	5,03,67,662	5,29,46,199
3	Furniture and Fixtures	25.89%	50,84,905	10,22,882	-	-	61,07,787	39,66,669	3,75,126	-	-	-	43,41,735	11,18,276
4	Office Equipments	18.10%	53,37,653	15,32,710	4,112	-	68,85,475	25,23,140	5,11,878	33,106	-	-	31,22,331	20,14,331
5	Computers & Printers	63.16%	8,49,393	7,38,817	-	-	15,88,210	41,56,532	5,15,985	-	-	-	9,37,743	6,92,862
6	Plant & Machinery	18.10%	7,30,792	-	-	-	7,30,792	6,57,057	15,346	-	-	-	60,389	73,785
(B)	Capital work in progress													
1	Advance Against Capital Work	0	1,21,242	2,12,04,165	4,112	-	2,13,23,407	-	-	-	-	-	2,13,23,407	1,21,242
	Total		12,95,69,249	2,45,18,574			15,41,46,823	9,15,89,572	38,92,742	38,166	0	55,39,169	9,87,92,655	7,31,29,679
			129669249				154146823	91589572	3892742	38166	0	5539169	98792655	0

Depreciation Statement for Education Activities

S.NO	PARTICULARS	Rate of Dep.	GROSS - BLOCK				DEPRECIATION				NET BLOCK			
			Cost As at 31.03.2022	Additions during the year	Transfer (Inter-Unit)	Deductions during the year	Total cost as at 31.03.2023	Provided upto 31.03.22	For the period	Provision Transfer Form Major	Adjustments / Deductions	Total As at 31.03.2023	As at 31.03.22	
(A)	completed assets													
1	Land	0	-	-	-	-	-	-	-	-	-	-	-	-
2	Building	4.87%	7,59,39,945	-	-	-	7,59,39,945	3,19,77,179	21,16,607	-	-	-	4,13,46,134.92	4,34,62,771.87
3	Furniture and Fixtures	25.89%	41,27,260	16,12,382.00	-	-	57,39,642.00	30,45,987	3,62,949	-	-	-	47,38,135.34	10,88,213
4	Office Equipments	18.10%	41,56,090	15,32,710.00	-	-	56,88,800.00	21,82,250	4,04,667	38,166	-	-	10,99,658.33	19,74,449
5	Computers & Printers	63.16%	29,87,848	7,58,817.00	-	-	37,46,665.00	23,84,439	4,57,442	-	-	-	9,04,791.84	6,03,446
6	Plant & machinery	18.10%	4,75,015	-	-	-	4,75,015.00	4,27,088	8,675	-	-	-	359,252.37	47,917
(B)	Capital work in progress													
1	Advance Against Capital Work	0	1,21,242	4,12,04,165	-	-	4,13,25,407	-	-	-	-	-	4,13,25,407.00	1,21,242.00
	Total		8,72,08,000	2,45,08,544			11,17,75,544	4,00,09,931	33,50,399	38,166	0	4,33,22,165.5	4,72,98,069	

Depreciation statement for Scientific Research Activities

S.NO	PARTICULARS	Rate of Dep.	GROSS - BLOCK				DEPRECIATION				NET BLOCK			
			Cost As at 31.03.2022	Additions during the year	Transfer (Inter-Unit)	Deductions during the year	Total cost as at 31.03.2023	Provided upto 31.03.22	For the period	Provision Transfer Form Major	Adjustments / Deductions	Total As at 31.03.2023	As at 31.03.22	
(A)	completed assets													
1	Land	0	2,11,63,072	-	-	-	2,11,63,072	-	-	-	-	-	2,11,63,072	2,11,63,072
2	Building	4.87%	1,75,42,247	-	-	-	1,75,42,247	82,58,874	4,61,810	-	-	-	90,21,527	94,83,363
3	Furniture and Fixtures	25.89%	9,57,643	10,030	-	-	9,67,673	6,27,621	12,137	-	-	-	27,917	30,024
4	Office Equipments	18.10%	3,60,963	-	-	-	3,60,963	3,41,069	7,221	-	-	-	3,38,758.33	39,380
5	Computers & Printers	63.16%	18,61,545	-	-	-	18,61,545	17,72,190	56,491	-	-	-	18,26,394.15	89,445
6	Plant & Machinery	18.10%	2,55,777	-	-	-	2,55,777	2,29,969	4,671	-	-	-	2,54,646.64	25,805
(B)	Capital work in progress													
1	Advance Against Capital Work	0	4,23,61,249	10,030	-	-	4,23,71,279	1,15,29,640	6,42,361	-	-	-	1,20,72,003.72	3,09,31,619
	Total		4,23,61,249	10,030			4,23,71,279	1,15,29,640	6,42,361	0	0	1,20,72,003.72	3,09,31,619	

For Institute of Health Management Research, Bangalore

Alsha Mangrath

Director

